

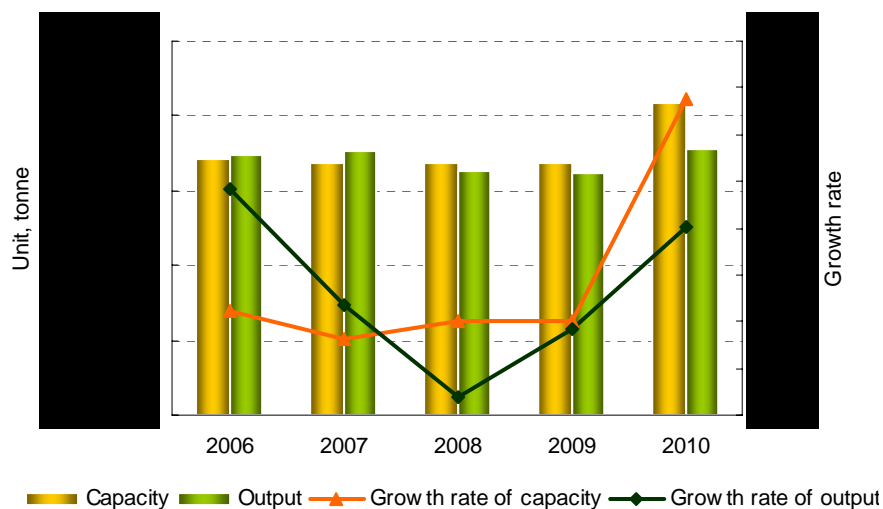
Note: Key data/information in this sample page is hidden, while in the report it is not.

II Production situation of acrylonitrile in China

II-1 Summary of production

China is one of the important acrylonitrile production bases around the world, with the capacity accounting for about 17% of the world's total in 2008.....

Figure II-1.1 Capacity and output of acrylonitrile and their growth rates in China, 2006~2010



Source: CCM International

II-4 New projects or expansion of acrylonitrile production

Be optimistic to the bright future prospect of acrylonitrile demand in China, some current producers have planned to expand their acrylonitrile capacity. Besides, some potential producers are attempting to produce acrylonitrile.....

Table II-4.1 Major expansion or newly-built projects of acrylonitrile production in China, as of June 2011

No.	Name	Abbr.	Location	Planned capacity, t/a	Expansion or newly-built	Status, June 2011
1						
2				260,000		
3			Hainan		Newly-built	To be launched in 2013
4				150,000		
5	Sinopec Petrochemical Company	Anqing				Be building and to be launched in 2012
6			Shandong		Expansion	To be launched in June 2011
Total		-	-		-	-

Source: CCM International

II-5 Brief introduction to raw materials of acrylonitrile

Propylene and synthetic ammonia are two important raw materials in acrylonitrile production. Generally speaking, 1.04~1.05 tonnes propylene and 0.48 tonne ammonia are needed in producing 1 tonne acrylonitrile in China.....

Table II-5.1 Output, import, export and apparent consumption of propylene in China, 2005~2010, Unit: tonne

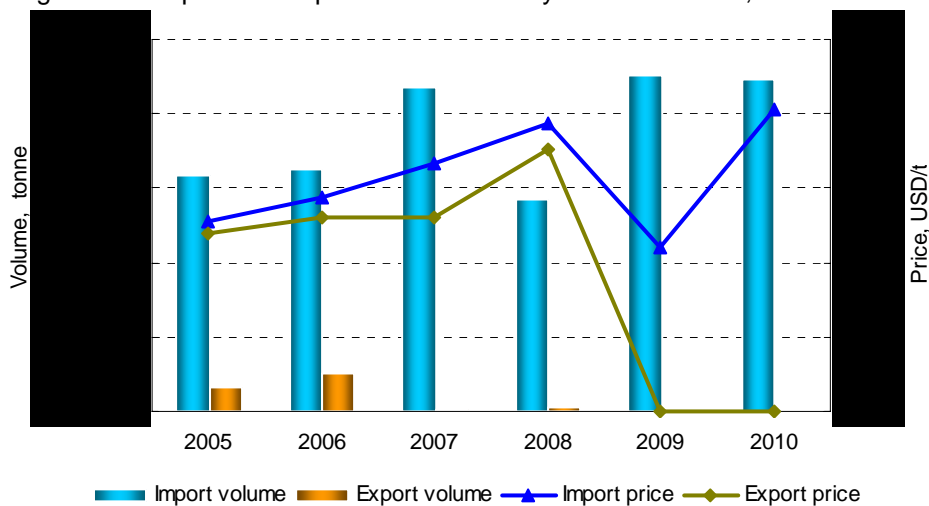
Year	Output	Import volume	Export volume	Apparent consumption
2005		188,740		
2006	8,452,300			
2007			87	
2008		917,260		
2009				13,047,432
2010			8	

Source: CCM International

IV Import and export situation of acrylonitrile in China

China is a net import country of acrylonitrile. There is great demand from its downstream products, such as ABS, PAM and NBR in China.....

Figure IV-1 Import and export situation of acrylonitrile in China, 2005~2010



Note: The export volume of acrylonitrile is zero in China in 2009 and 2010

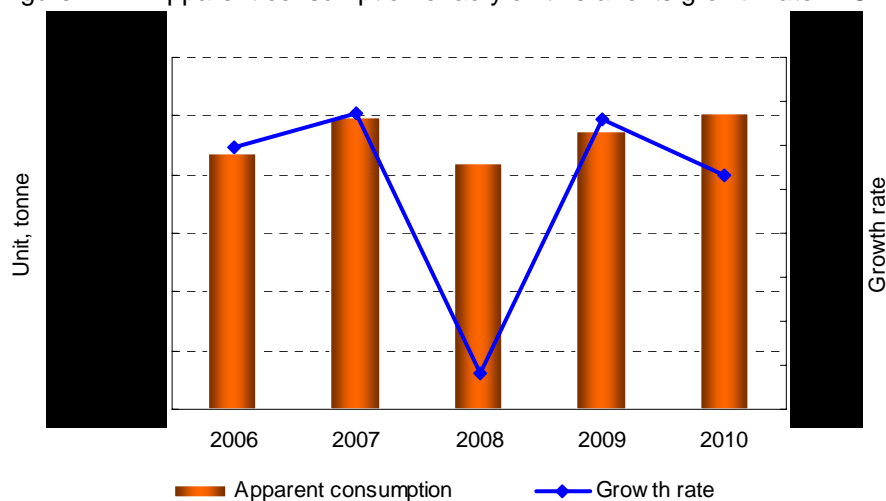
Source: CCM International

V Consumption situation of acrylonitrile in China

V-1 Consumption pattern of acrylonitrile

After the global financial crisis, the consumption of acrylonitrile in China recovered in 2009 and exceeded the level of 2007 in 2010, thanks to the recovery of global economy.....

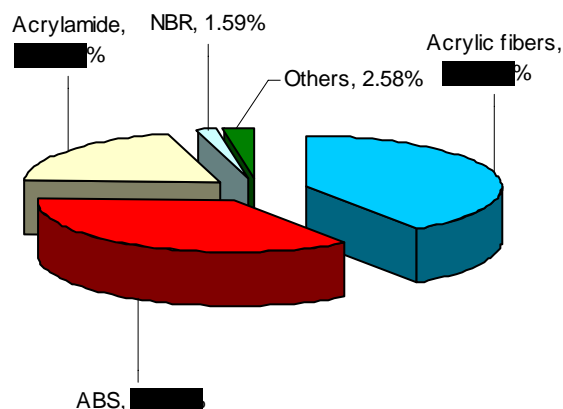
Figure V-1.1 Apparent consumption of acrylonitrile and its growth rate in China, 2006~2010



Source: CCM International

In China, the acrylonitrile is mainly used in the production of acrylic fibers, ABS, acrylamide and NBR, and its consumption pattern has been changing in the past five years.....

Figure V-1.2 Consumption pattern of acrylonitrile in China, 2010



Source: CCM International

V-2 Introduction to main end segments

V-2-2 ABS

Acrylonitrile butadiene styrene (ABS) resin is the second largest consumption field of acrylonitrile in China.....

Table V-2-2.1 All end users of acrylonitrile in ABS in China, as of June 2011

No.	Name	Abbr.	Location	Capacity, t/a	Consumption of acrylonitrile, 2010, tonne	Major suppliers of acrylonitrile
1						Import
2			Zhejiang			
3			Zhejiang		54,750	-
4				200,000		Shanghai SECCO
5	Tianjin Dagu Chemical Co., Ltd.					
6		Liaoning Huajin				
7			Jilin		39,420	PetroChina Jilin
8				105,000		
9	Shinoh (Changzhou) Petrochemical Co., Ltd.					Shanghai SECCO
10			Gansu			
Total		-	-			-

Source: CCM International

VI Supply-demand gap of acrylonitrile in China

From 2006 to 2010, the output of acrylonitrile increased slowly and the annual net import volume of acrylonitrile is large in China to meet the increasing domestic demand.....

Table VI-1 Supply-demand gap of acrylonitrile in China, 2006-2010

Year		2006	2007	2008	2009	2010
ABS	Net import volume, tonne			1,909,197		
	Net import volume of acrylonitrile equivalent, tonne		535,033			
Acrylic fibers	Net import volume, tonne		278,281			
	Net import volume of acrylonitrile equivalent, tonne			126,193		
NBR	Net import volume, tonne	79,556				
	Net import volume of acrylonitrile equivalent, tonne				33,022	
Net import volume of acrylonitrile, tonne		272,536		279,254		
PAM	Net export volume, tonne	1,808				
	Net export volume of acrylonitrile equivalent, tonne					34,552
Total			1,247,496		1,167,464	

Note: Total volume= sum net import volume of acrylonitrile equivalent + net import volume of acrylonitrile - sum net export volume of acrylonitrile equivalent

Source: CCM International